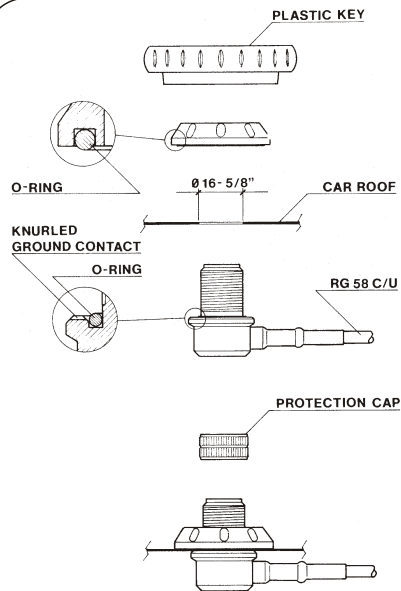


## ALTERNATIVE MOUNT TYPE



### HP-AC/U angular connector:

Frequency Range: from DC to 500 MHz  
 Overall Size: Ø 41 mm  
 Mounting Hole: Ø 16 mm  
 Materials: Brass nichel plated, PTFE insulator,  
 Gold plated pin  
 Cable: 5m RG 58 C/U MIL-C-17F / FME-female  
 Adaptor: FME-male/ UHF-male (PL259)  
 Antenna connection: UHF-female

**P/N 2510805.00 HP-AC/U**



### HP MAG H 12 PL:

Frequency Range: from DC to 500 MHz  
 Overall Size: Ø 92 mm  
 Materials: Ferrite magnet, Chromed Brass, Nylon,  
 PTFE insulator, Gold plated pin  
 Cable: 3.6 m RG 58 C/U MIL-C-17F / FME-female  
 Adaptor: FME-male / UHF-male (PL259)  
 Antenna connection: UHF-female

**P/N 2511802.05 HP MAG H 12 PL**



### HP MAG 125 PL:

Frequency Range: from DC to 500 MHz  
 Overall Size: Ø 127 mm  
 Materials: Ferrite magnet, Chromed Brass, Nylon,  
 PTFE insulator, Gold plated pin  
 Cable: 3.6 m RG 58 C/U MIL-C-17F / FME-female  
 Adaptor: FME-male / UHF-male (PL259)  
 Antenna connection: UHF-female

**P/N 2511202.05 HP MAG 125 PL**

## SG-CB/VHF

Dual-Band Mobile Antenna 27 / 145 MHz



HI-QUALITY ANTENNAS MADE IN ITALY

© Copyright SIRIO antenne - Technical Data are subjected to change - Printed in ITALY - Rev. 07/05/2012 - Cod. ID232

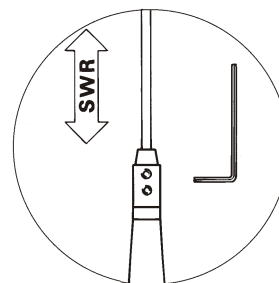
*Installation Manual*

## DESCRIPTION

Multi-band vehicular antenna working on 27 MHz and 145 MHz. It has been made with the very best materials to guarantee the maximum strength and the best performance. The whip, made of 17/7 PH stainless steel, incorporate a custom inclination system that allows it to be tilted to 90° without using keys or tools. Also a particular attention has been paid to the UHF-male antenna connector with a goldplated center pin, a PTFE insulator and a silicon rubber gasket for a perfect waterproofing.

## SPECIFICATIONS

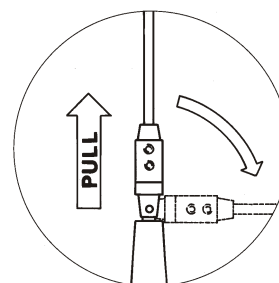
Electrical Data	SG-CB/VHF
Type	HF: 1/4λ Central Loaded; VHF: 1/4 λ
Frequency Range	HF: 26.45 - 27.55 MHz @ SWR ≤ 2; VHF: 139 - 151 MHz @ SWR ≤ 2
Impedance	50 Ω
Radiation (H-plane)	360° Omnidirectional
Polarization	Linear Vertical
Gain	0 dB ref. to λ/4 whip
Max Power (CW) @30°C	HF: 120 Watts; VHF: 200 Watts
Connector	UHF-male
Mechanical Data	
Materials	Stainless steel 17/7 PH, Nylon, Chromed Brass
Height (approx.)	1355 mm
Weight (approx.)	330 gr



ADJUSTMENT

**ADJUSTMENT:** all SIRIO HP Antennas are factory adjusted and no additional tuning is usually required. However, if the center frequency needs to be changed, please follow these simple directions:

1. Release the allen-screws on the whip using the supplied key
2. Move the whip in or out as needed to obtain a low SWR at your preferred frequency rang.
3. After tuning, re-tighten the allen-screws to lock the whip.

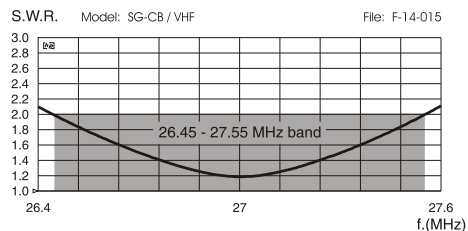


TILTING

**TILTING:** all SIRIO HP Antennas have an inclination system that allows the 90° tilting without use keys or special tools.



TYPICAL S.W.R. RESPONSE



TYPICAL S.W.R. RESPONSE

